



Patterns

2024 HIGH TIMES AT TUNICA

April 19-21, 2024

Tunica, Mississippi



Paul Battle Arena

A Judges: *Aprile Devitt*

Clark Scoggin

B Judges: *John Bozell*

Patrick Kayser

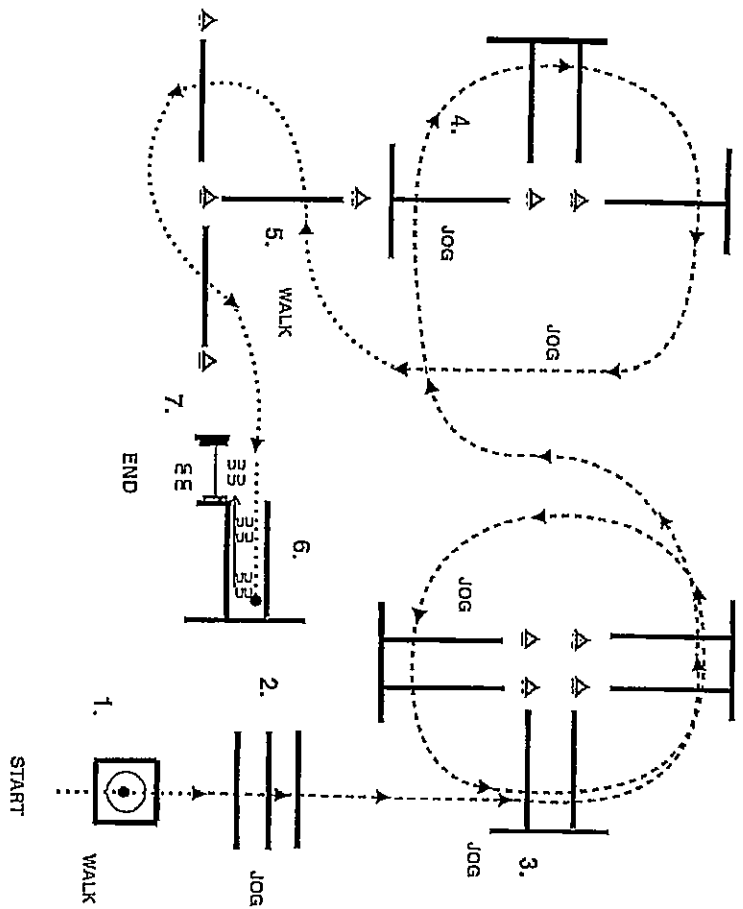


A JUDGES

48

TRAIL

Fri APR 19
Small FRY & Walk Trot



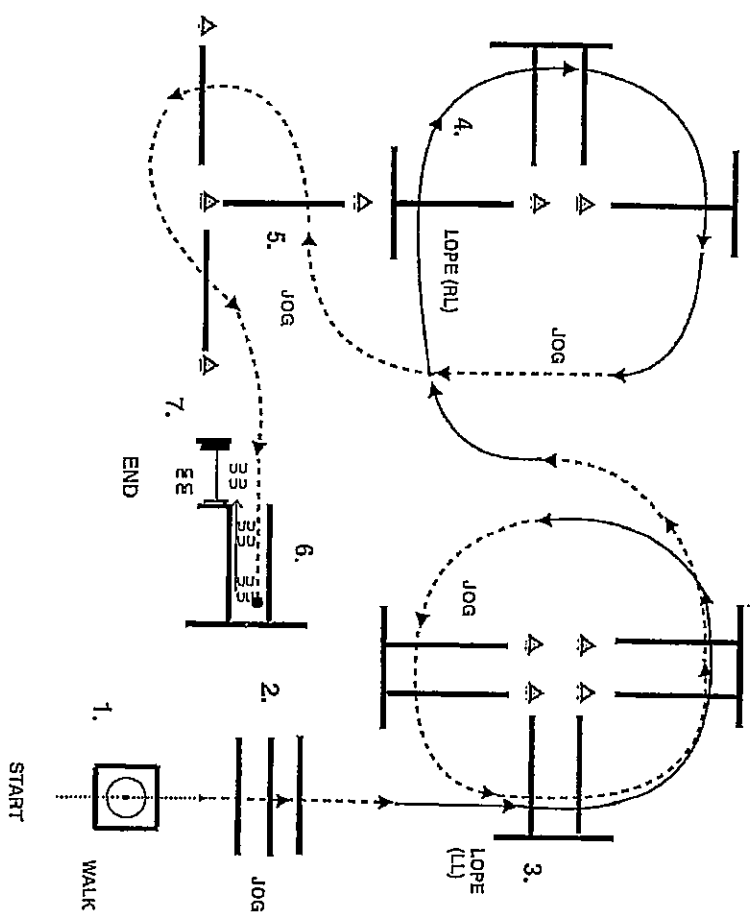
1. Begin Walk into the Box. Turn either direction. Walk out.
2. Jog over poles.
3. Jog over 4 poles, then jog over 6 poles as shown.
4. Jog over 4 poles as shown.
5. Walk over poles and into chute.
6. Back out of chute.
7. Work Right Hand Gate To End Pattern. NO GATE FOR SMALL FRY

WALK
JOG
LOPE

48/24 9:20 AM

TRAIL

Fri APR 19
ALL Classes



1. Begin Walk into the Box. Turn either direction. Walk out.
2. Jog over poles.
3. Lope Left Lead over 4 poles, then Jog over 6 poles as shown.
4. Lope Right Lead over 4 poles as shown.
5. Jog over poles and into chute.
6. Back out of chute.
7. Work Right Hand Gate To End Pattern.

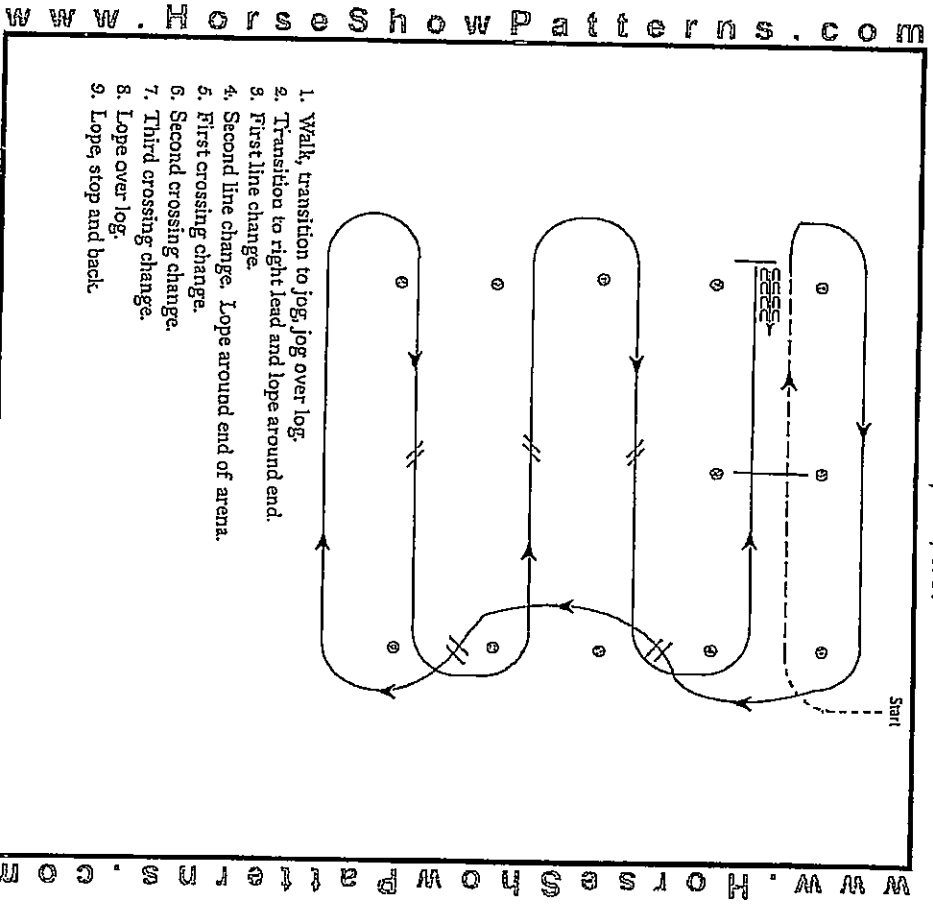
WALK
JOG
LOPE

A JUDGES

2024 High Times at Tunica

Western Riding (Level 1)

Show Date: Fri, April 19, 2024



1. Walk, transition to jog, jog over log.
2. Transition to right lead and lope around end.
3. First line change.
4. Second line change. Lope around end of arena.
5. First crossing change.
6. Second crossing change.
7. Third crossing change.
8. Lope over log.
9. Lope, stop and back.

Pattern Provided by:

Show Management

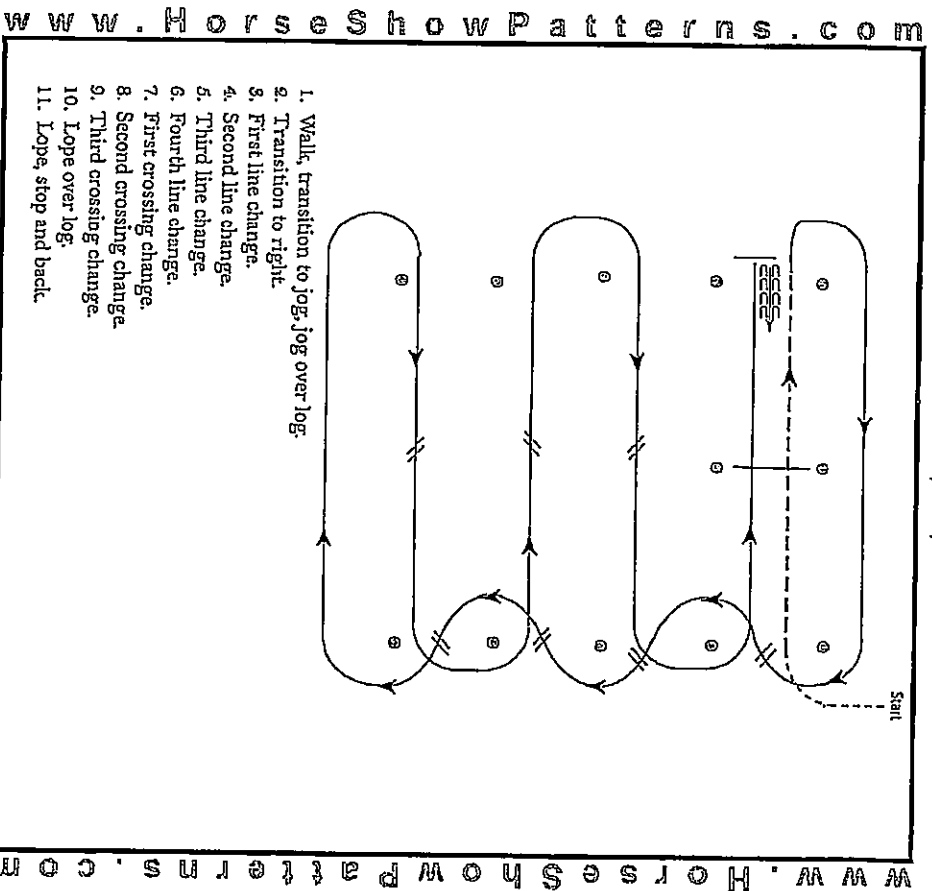
©2024 HorseShowPatterns.com. All Rights Reserved.

[WRIGP-4]

2024 High Times at Tunica

Western Riding (Ama, Yth, All Age)

Show Date: Fri, April 19, 2024



1. Walk, transition to jog, jog over log.
2. Transition to right.
3. First line change.
4. Second line change.
5. Third line change.
6. Fourth line change.
7. First crossing change.
8. Second crossing change.
9. Third crossing change.
10. Lope over log.
11. Lope, stop and back.

Pattern Provided by:

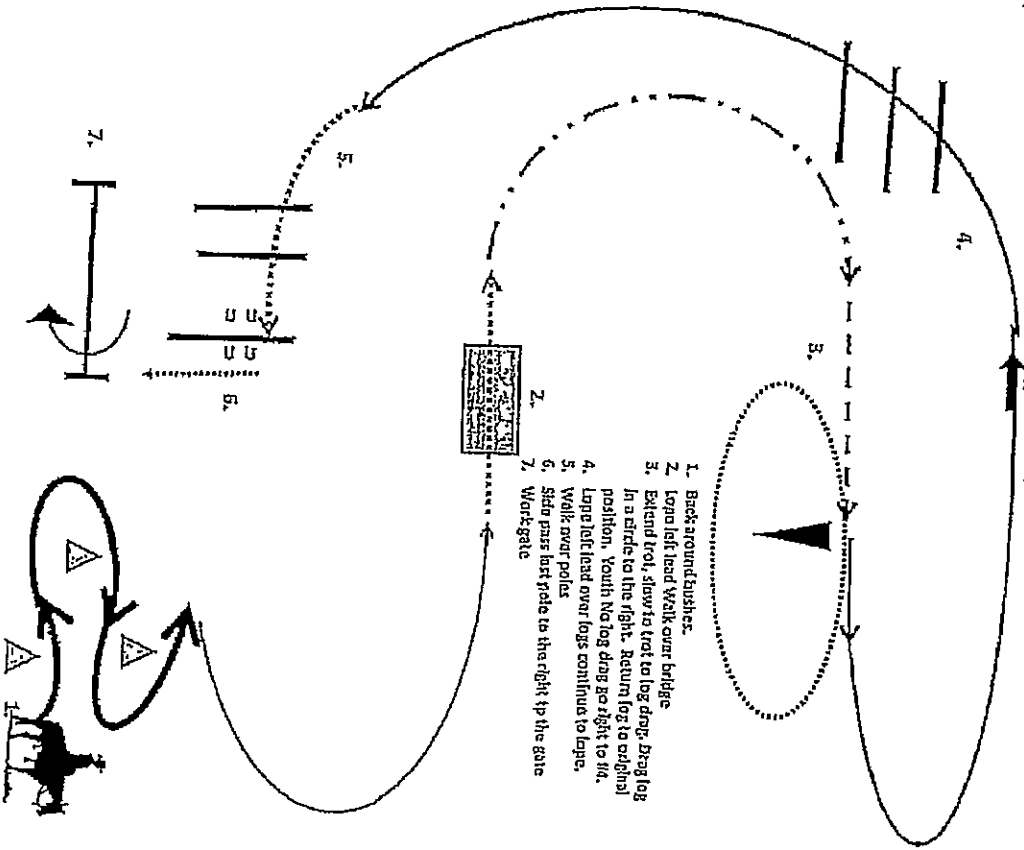
Show Management

©2024 HorseShowPatterns.com. All Rights Reserved.

[WRLOP-4]

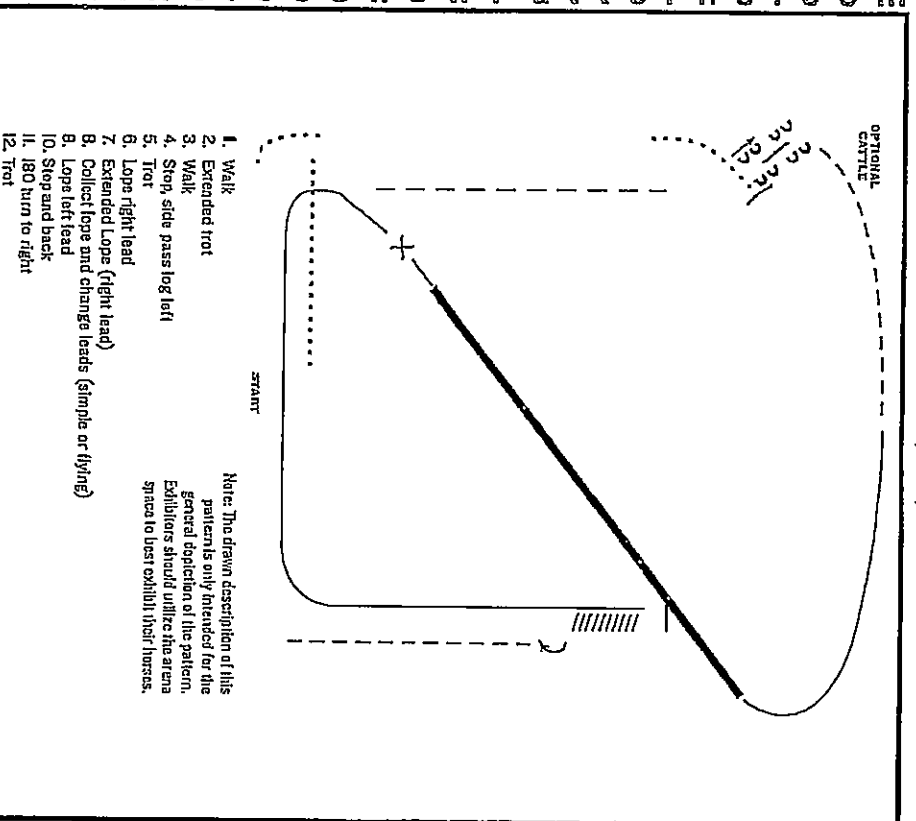
A JUDGES

2024 High Times at Tunica Ranch Trail All Classes Fri. April 19, 2024



www.HorseShowPatterns.com

2024 High Times at Tunica Ranch Riding (All Classes) Show Date: Fri. April 19, 2024



Pattern Provided by:
Show Management

©2024 HorseShowPatterns.com. All Rights Reserved.

[RRRAGHA-10]

www.HorseShowPatterns.com

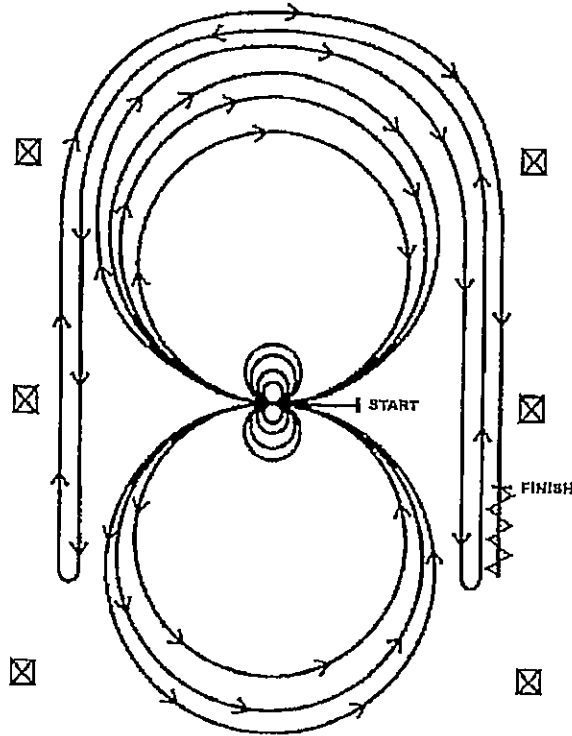
2024 High Times at Tunica

A JUDGES

Reining (All Classes)

Show Date: Fri. April 19, 2024

REINING PATTERN 8



Horses may walk or jog to the center of arena. Horses must walk or stop prior to starting pattern. Beginning at the center of arena facing the left wall or fence.

1. Complete four spins to the left. Hesitate.
2. Complete four spins to the right. Hesitate.
3. Beginning on the right lead, complete three circles to the right: the first circle large and fast; the second circle small and slow; the third circle large and fast. Change leads at the center of the arena.
4. Complete three circles to the left: the first circle large and fast; the second circle small and slow; the third circle large and fast. Change leads at the center of the arena.
5. Begin a large circle to the right but do not close this circle. Run straight down the right side of the arena past the center marker and do a left rollback at least twenty feet (six meters) from the wall or fence—no hesitation.
6. Continue back around the previous circle but do not close this circle. Run down the left side of the arena past the center marker and do a right rollback at least twenty feet (six meters) from the wall or fence—no hesitation.
7. Continue back around the previous circle but do not close this circle. Run down the right side of the arena past the center marker and do a sliding stop at least twenty feet (six meters) from the wall or fence. Back up at least ten feet (three meters). Hesitate to demonstrate completion of the pattern.

Pattern Provided by:

Show Management

©2024 HorseShowPatterns.com. All Rights Reserved.

[R/AQHAP-8]

W W W . H O R S E S H O W P A T T E R N S . C O M

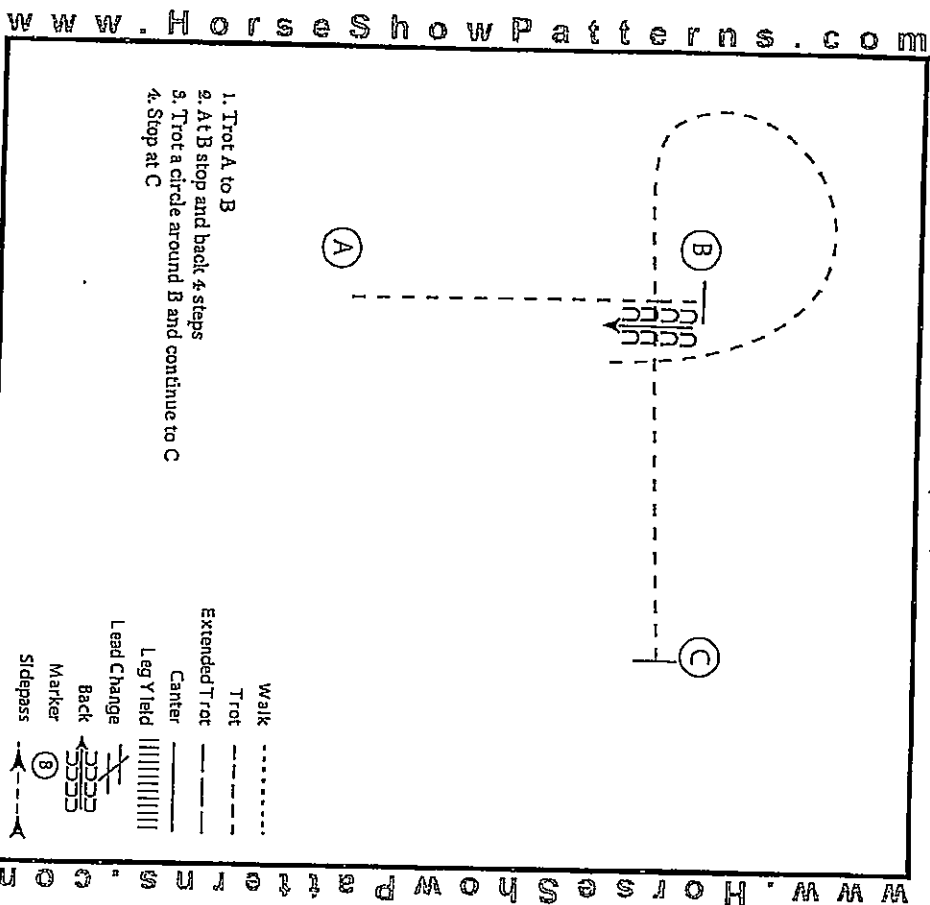
W W W . H O R S E S H O W P A T T E R N S . C O M

A JUDGES

2024 High Times at Tunica

Hunt Seat Equitation (Small Fry & Walk Trot)

Show Date: Fri. April 19, 2024



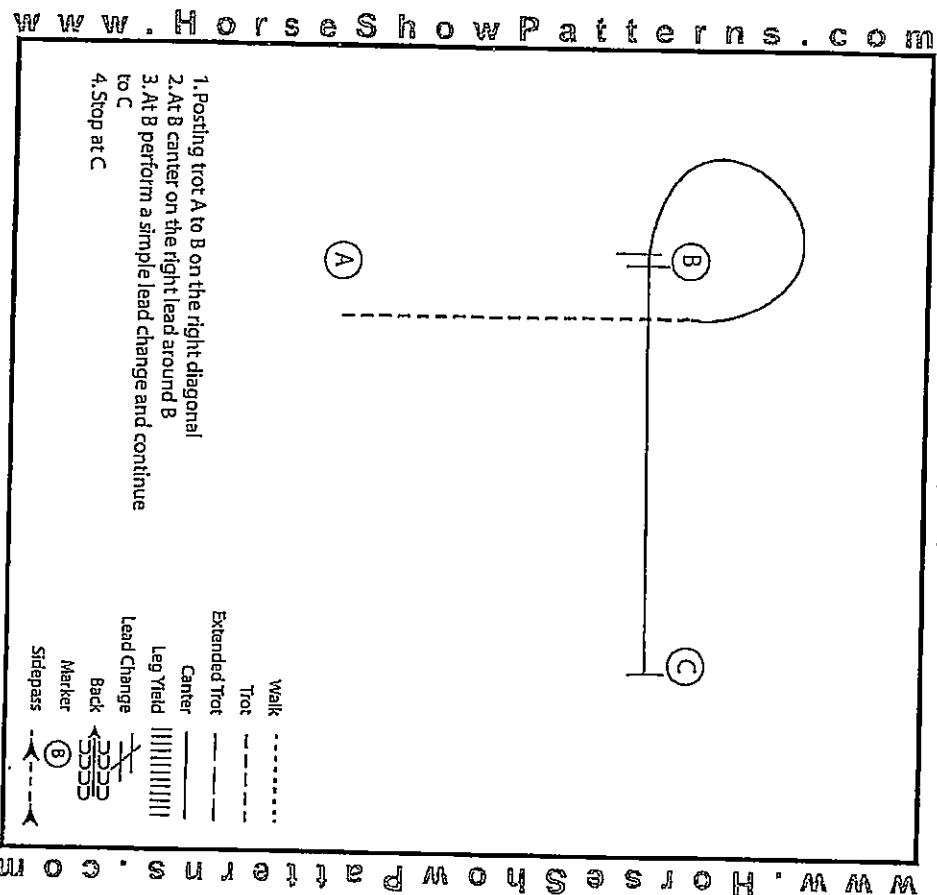
Pattern Provided by:
Show Management

©2024 HorseShowPatterns.com. All Rights Reserved.

2024 High Times at Tunica

Hunt Seat Equitation (LV 1 AMA & Yth, Youth, Arma, & Select)

Show Date: Fri. April 19, 2024



Pattern Provided by:
Show Management

©2024 HorseShowPatterns.com. All Rights Reserved.

A JUDGES

2024 High Times at Tunica

Horsemanship (All Walk Trot & Small Fry)

Show Date: Sat, April 20, 2024

WWW.HORSESHOWPATTERNS.COM

Be ready at A.

- Jog to B.
- Walk around B to the left and to C.
- Jog at C around to D.
- Stop and D and back approximately one horse length.
- Turn 90 degrees to the right on the hindquarters and jog out.

Follow the directions of your ring steward.

Walk: - - - - -
 Jog: - - - - -
 Extended Jog: - - - - -
 Lope: - - - - -
 Lead Change: - - - - -
 Back: - - - - -
 Marker: (B)

[WH/MT-78]

Pattern Provided by:

Show Management

©2024 HorseShowPatterns.com. All Rights Reserved.

WWW.HORSESHOWPATTERNS.COM

2024 High Times at Tunica

Horsemanship (LV 1 Ama & Yth, Youth, Ama & Select)

Show Date: Sat, April 20, 2024

WWW.HORSESHOWPATTERNS.COM

Be ready at A.

- Jog to and around B.
- Lope on the left lead from B to and around C.
- Extended jog from C to D.
- Stop at D and back approximately one horse length.
- Turn 90 degrees to the right on the hindquarters and walk out.

Follow the directions of your ring steward.

Walk: - - - - -
 Jog: - - - - -
 Extended Jog: - - - - -
 Lope: - - - - -
 Lead Change: - - - - -
 Back: - - - - -
 Marker: (B)

[WH/2-78]

Pattern Provided by:

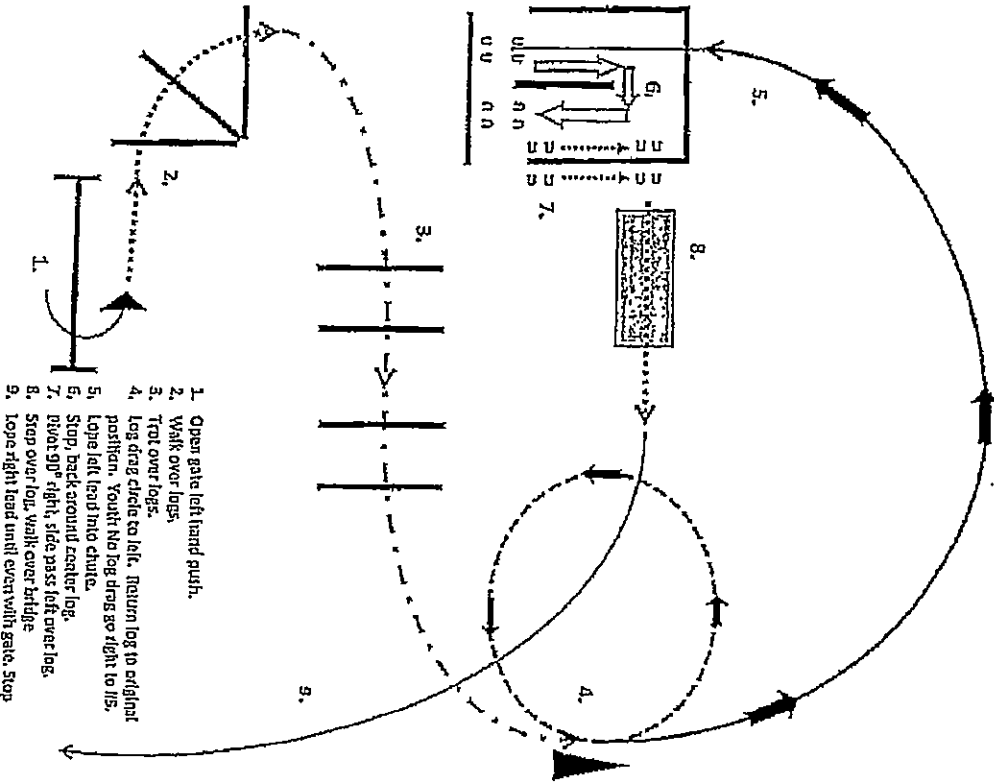
Show Management

©2024 HorseShowPatterns.com. All Rights Reserved.

WWW.HORSESHOWPATTERNS.COM

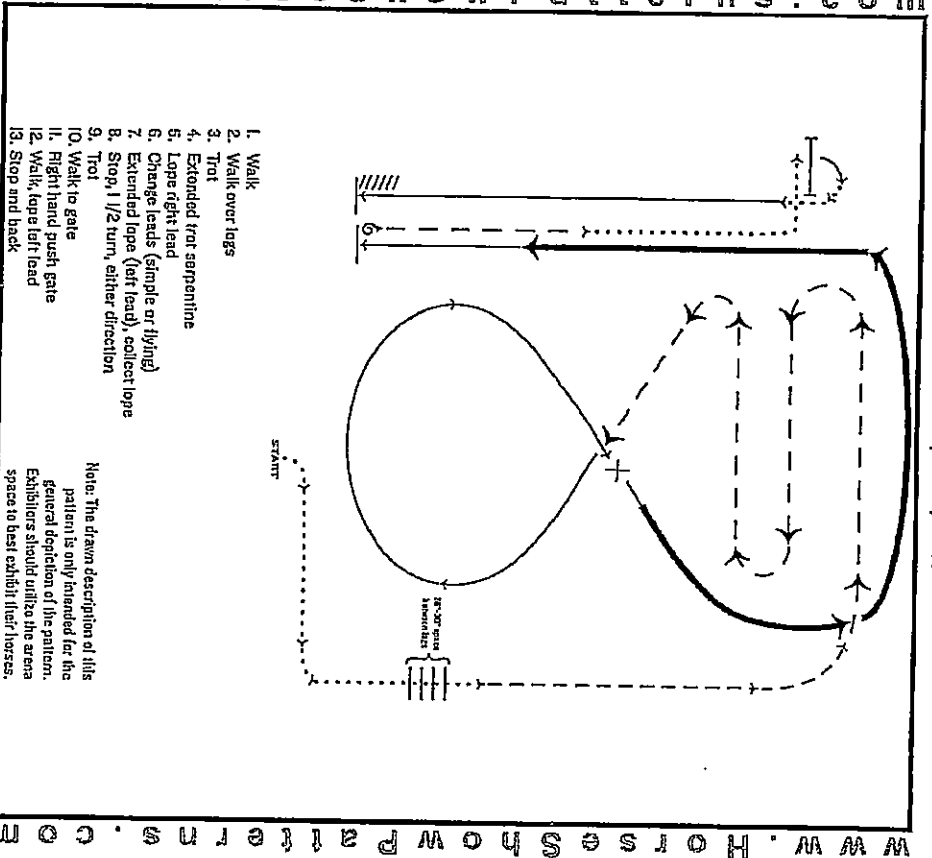
B JUDGES

2024 High Times at Tunica
Ranch Trail All Classes
Sat. April 20, 2024



WWW.HORSESHOWPATTERNS.COM

2024 High Times at Tunica
Ranch Riding (All Classes)
Show Date: Sat. April 20, 2024



Pattern Provided by:
Show Management

©2024 HorseShowPatterns.com. All Rights Reserved.

[RR/AQHA-13]

2024 High Times at Tunica

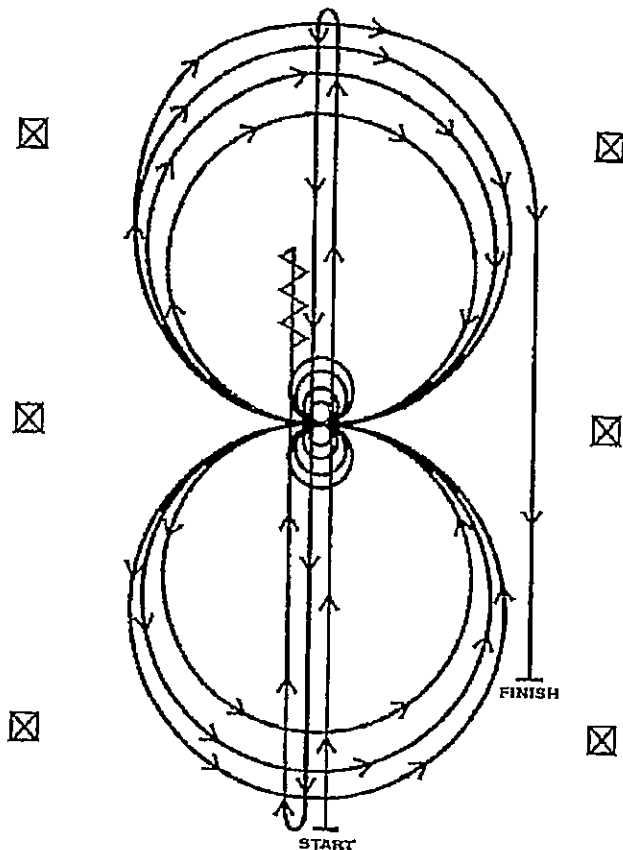
Reining (All Classes)

Show Date: Sat, April 20, 2024

W W W . H O R S E S H O W P A T T E R N S . C O M

W W W . H O R S E S H O W P A T T E R N S . C O M

REINING PATTERN 7



1. Run at speed to the far end of the arena past the end marker and do a left rollback—no hesitation.
2. Run to the opposite end of the arena past the end marker and do a right rollback—no hesitation.
3. Run past the center marker and do a sliding stop. Back up to the center of the arena or at least ten feet (three meters). Hesitate.
4. Complete four spins to the right. Hesitate.
5. Complete four and one-quarter spins to the left so that horse is facing left wall or fence. Hesitate.
6. Beginning on the right lead, complete three circles to the right: the first two circles large fast; the third circle small and slow. Change leads at the center of the arena.
7. Complete three circles to the left: the first two circles large fast; the third circle small and slow. Change leads at the center of the arena.
8. Begin a large circle to the right but do not close this circle. Run straight down the right side of the arena past the center marker and do a sliding stop at least twenty feet (six meters) from the wall or fence. Hesitate to demonstrate completion of the pattern.

Pattern Provided by:

Show Management

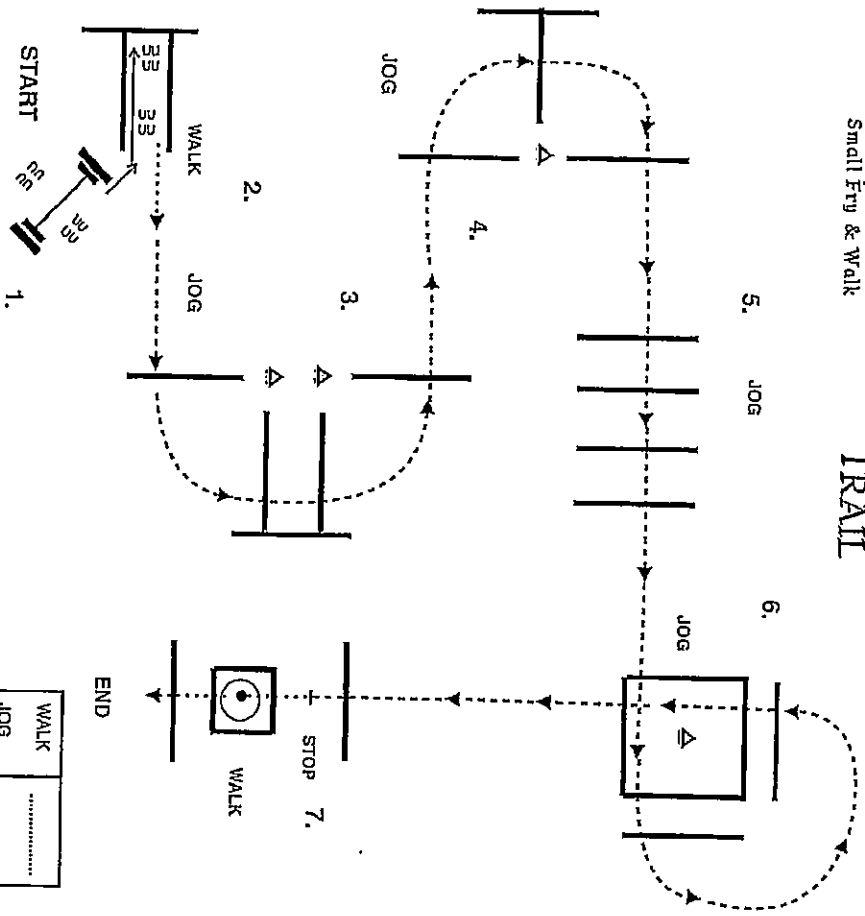
[R/AQHAP-7]

B JUDGES

Sun Apr 20
Small Fry & Walk

TRAIL

IMG_3782.jpg



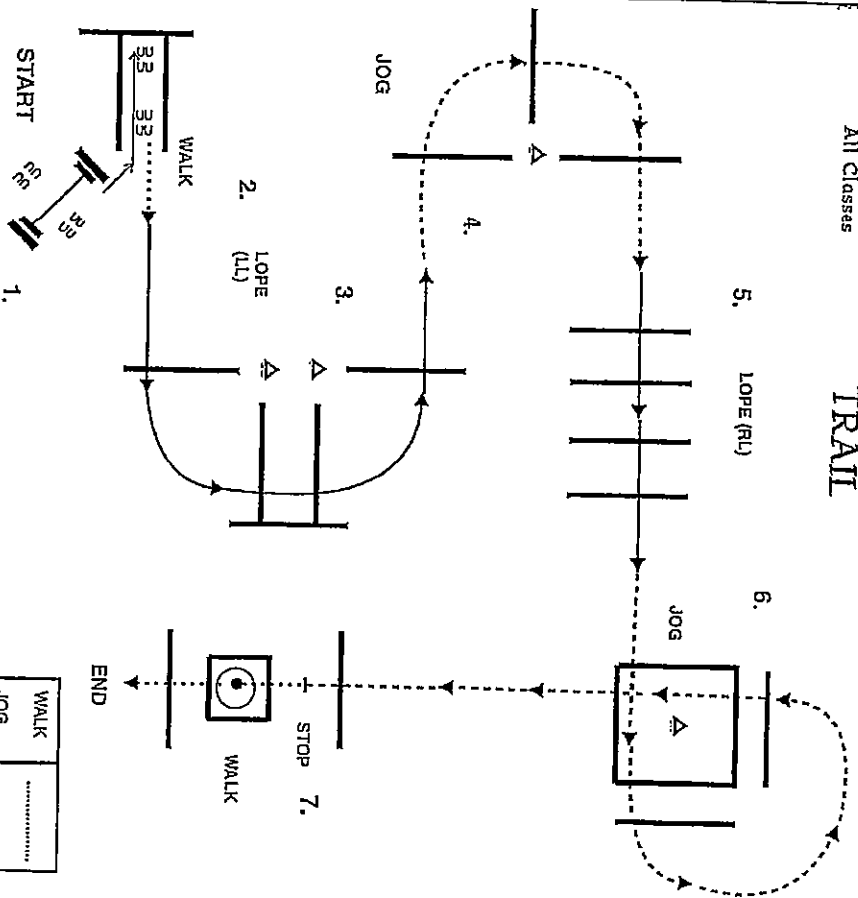
1. BEGIN WORKING RIGHT HAND GATE. (NO GATE FOR SMALL FRY)
2. BACK INTO CHUTE.
3. WALK OUT OF CHUTE AND JOG OVER POLES.
4. JOG OVER POLES AS SHOWN.
5. JOG OVER POLES.
6. JOG OVER POLES AS SHOWN.
7. JOG OVER POLE STOP. WALK INTO BOX. TURN EITHER DIRECTION. WALK OUT OVER POLE TO END PATTERN.

WALK	—————
JOG
LOPE

Sun Apr 20
All Classes

TRAIL

IMG_3753.jpg



1. BEGIN WORKING RIGHT HAND GATE.
2. BACK INTO CHUTE.
3. WALK OUT OF CHUTE AND LOPE LEFT LEAD OVER POLES.
4. JOG OVER POLES AS SHOWN.
5. LOPE RIGHT LEAD OVER POLES.
6. JOG OVER POLES AS SHOWN.
7. JOG OVER POLE STOP. WALK INTO BOX. TURN EITHER DIRECTION. WALK OUT OVER POLE TO END PATTERN.

WALK	—————
JOG
LOPE

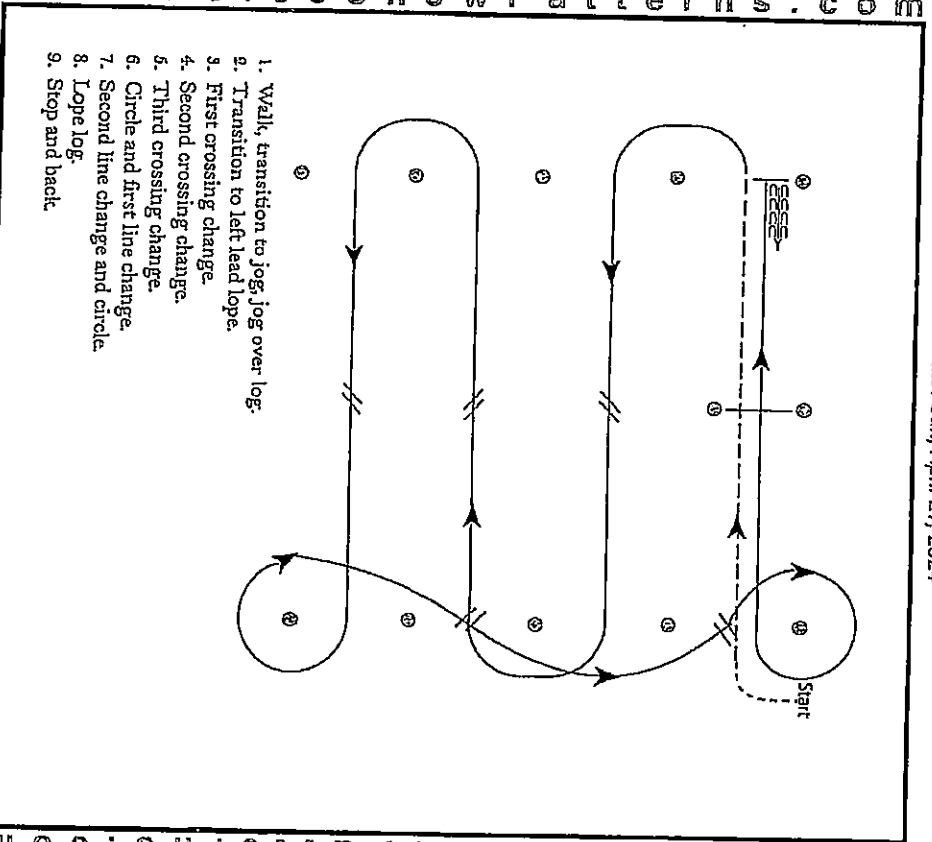
B JUDGES

2024 High Times at Tunica

Western Riding (Level 1)

Show Date: Sun, April 21, 2024

WWW.HORSESHOWPATTERNS.COM



1. Walk, transition to jog, jog over log.
2. Transition to left lead lope.
3. First crossing change.
4. Second crossing change.
5. Third crossing change.
6. Circle and first line change.
7. Second line change and circle.
8. Lope jog.
9. Stop and back.

Pattern Provided by:

Show Management

©2024 HorseShowPatterns.com. All Rights Reserved.

[WFR/GP-2]

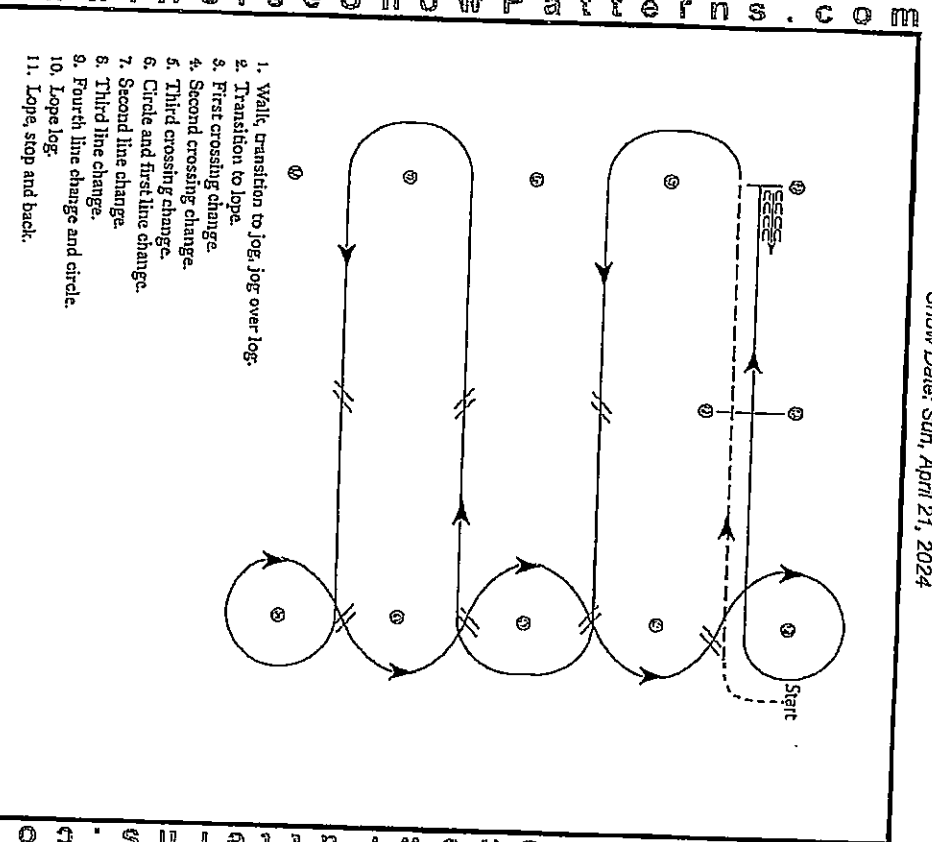
WWW.HORSESHOWPATTERNS.COM

2024 High Times at Tunica

Western Riding (All Classes)

Show Date: Sun, April 21, 2024

WWW.HORSESHOWPATTERNS.COM



1. Walk, transition to jog, jog over log.
2. Transition to lope.
3. First crossing change.
4. Second crossing change.
5. Third crossing change.
6. Circle and first line change.
7. Second line change.
8. Third line change.
9. Fourth line change and circle.
10. Lope jog.
11. Lope, stop and back.

Pattern Provided by:

Show Management

©2024 HorseShowPatterns.com. All Rights Reserved.

[WRI/OP-2]

WWW.HORSESHOWPATTERNS.COM

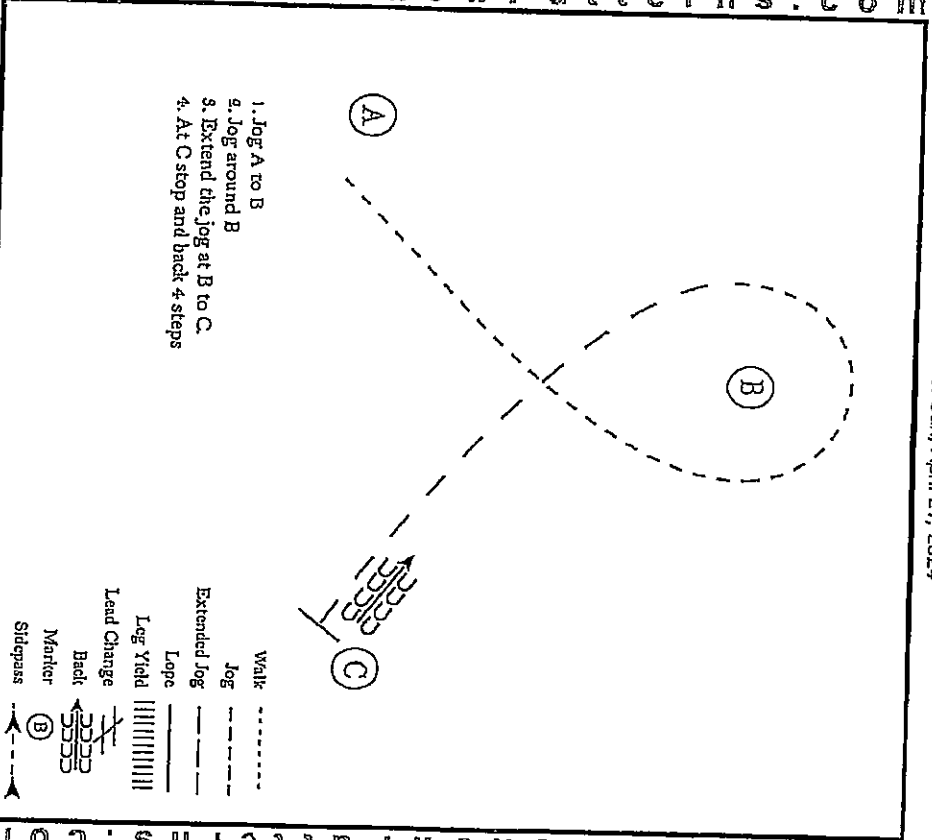
B JUDGES

2024 High Times at Tunica

Horsemanship (Walk Trot & Small Fry)

Show Date: Sun, April 21, 2024

WWW.HORSESHOWPATTERNS.COM



Pattern Provided by:

Show Management

©2024 HorseShowPatterns.com. All Rights Reserved.

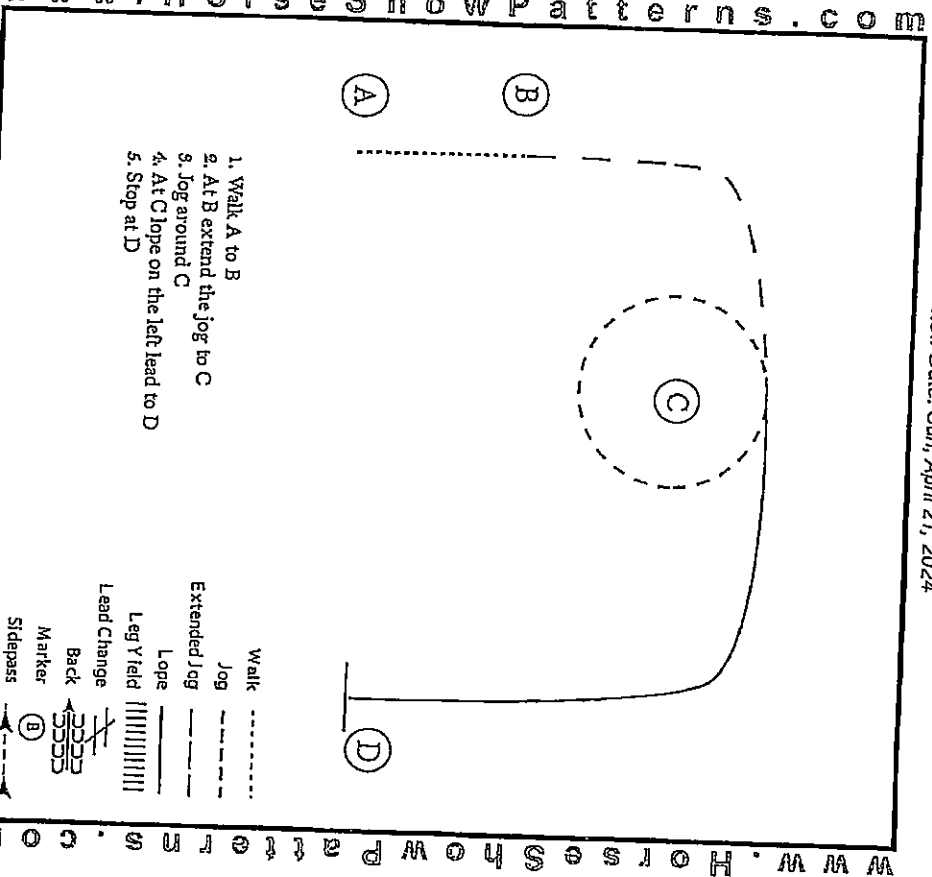
WWW.HORSESHOWPATTERNS.COM

2024 High Times at Tunica

Horsemanship (LV 1 Yth & Ama, Yth, Ama & Selec)

Show Date: Sun, April 21, 2024

WWW.HORSESHOWPATTERNS.COM



Pattern Provided by:

Show Management

©2024 HorseShowPatterns.com. All Rights Reserved.

WWW.HORSESHOWPATTERNS.COM

B JUDGES

2024 High Times at Tunica

Equitation (Walk Trot & Small Fry)

Show Date: Sun, April 21, 2024

WWW.HORSESHOWPATTERNS.COM

Be ready at A.

1. Walk from A to B.
2. At B, perform a posting trot circle to the right on the proper diagonal.
3. Return to B and perform a sitting trot to C.
4. Stop at C and back approximately one horse length.

Follow the instructions of your ring steward.

Legend:

- Walk: (dotted line)
- Trot: - - - - (dashed line)
- Extended Trot: - - - - (long dashed line)
- Canter: - - - - (short dashed line)
- Leg Yield: ||||| (vertical lines)
- Lead Change: / / / / (diagonal lines)
- Back: <--- (horizontal lines with arrows)
- Marker: (O) (circle with a dot)
- Sidepass: <--- (diagonal lines with arrows)
- Hand Gallop: (O) (circle with a dot and an arrow)

Pattern Provided by:

Show Management

©2024 HorseShowPatterns.com. All Rights Reserved.

[HSEWMT-32]

WWW.HORSESHOWPATTERNS.COM

2024 High Times at Tunica

Equitation (L1 Yth & Ama, Yth, Ama & Select)

Show Date: Sun, April 21, 2024

WWW.HORSESHOWPATTERNS.COM

1. Posting trot half circle A to B
2. At B stop and perform a 180 degree turn to the right on the forehand
3. Posting trot half circle B to A
4. At A canter a half circle to B on the left lead
5. At B maintain the left lead in a half circle to C
6. At C stop and back 4 steps

Legend:

- Walk: (dotted line)
- Trot: - - - - (dashed line)
- Extended Trot: - - - - (long dashed line)
- Canter: - - - - (short dashed line)
- Leg Yield: ||||| (vertical lines)
- Lead Change: / / / / (diagonal lines)
- Back: <--- (horizontal lines with arrows)
- Marker: (O) (circle with a dot)
- Sidepass: <--- (diagonal lines with arrows)

Pattern Provided by:

Show Management

©2024 HorseShowPatterns.com. All Rights Reserved.

[HSEI27]

WWW.HORSESHOWPATTERNS.COM